

# IPEDS 2025-26 Data Collection System

IPEDS HELP DESK (877) 225-2568 | [ipedshelp@rti.org](mailto:ipedshelp@rti.org)  
OMB NO. 1850-0582 v.33 : Approval Expires 8/31/2027  
User ID: P1905491

## 12-month Enrollment 2025-26

Institution: CUNY Brooklyn College (190549)

User ID: P1905491

### Overview

#### 12-month Enrollment Overview

The 12-month Enrollment survey component collects unduplicated student enrollment counts and instructional activity data for an entire 12-month period. Using the instructional activity data reported, a full-time equivalent (FTE) student enrollment at the undergraduate and graduate level is estimated (4-year institutions only). Institutions with Doctor's - professional practice students will also report the FTE enrollment of those students (4-year institutions only). NCES uses the FTE enrollment to produce indicators such as expenses by function per FTE as reported in the IPEDS Data Feedback Report.

#### Data Reporting Reminder:

- All institutions must use the July 1 - June 30 reporting period.
- Report data to accurately reflect the time period corresponding with the IPEDS survey component, even if such reporting is seemingly inconsistent with prior-year reporting.

#### Changes in reporting

The following changes were implemented for the 2025-26 data collection period:

- Removed question collecting student headcounts of Another Gender.
- Revised "gender" to "sex" where applicable. Revised "men" to "male" and "women" to "female" where applicable.

#### Resources:

- To download the survey materials for this component: [Survey Materials](#)
- To access your prior year data submission for this component: [Reported Data](#)

If you have questions about completing this survey, please contact the IPEDS Help Desk at 1-877-225-2568.


Institution: CUNY Brooklyn College (190549)

User ID: P1905491

## 12-month Enrollment Screening Questions

### 1. Which instructional activity units will you use to report undergraduate instructional activity?

- Undergraduate instructional activity data in Part B may be reported in units of clock hours or credit hours.
  - Please note that any graduate level instructional activity must be reported in credit hours. (4-year institutions only)
- ☐ Clock hours
- ☒ Credit hours
- ☐ Both clock and credit hours (some undergraduate programs measured in clock hours and some measured in credit hours)

 You may use the box below to provide additional context for the data you have reported above. Context notes will be posted on the College Navigator website. Therefore, you should write all context notes using proper grammar (e.g., complete sentences with punctuation) and common language that can be easily understood by students and parents (e.g., spell out acronyms).

### 2. Did your institution enroll high school students in college courses for credit during the 12-month Enrollment (E12) reporting period of July 1, 2024 - June 30, 2025?

If you answer **Yes** to this question, you will be able to report the unduplicated count of high school students enrolled in college courses for credit on Part C of the 12-month Enrollment (E12) survey component.

- ☒ Yes.
- ☒ Within a dual enrollment program.
- ☐ Outside a dual enrollment program.
- ☐ No

#### Note:

**Within a dual enrollment program** is defined as within an organized system with special guidelines that allows high school students to take college-level courses. The guidelines might have to do with entrance or eligibility requirements, funding, limits on course taking, etc.

**Outside a dual enrollment program** is defined as high school students who simply enroll in credit courses through your institution, and are treated as regularly enrolled college students.

Institution: CUNY Brooklyn College (190549)

User ID: P1905491

## Part A - Unduplicated Count for Full-time Undergraduate Students

12-month Unduplicated Count by Race/Ethnicity and Sex - Full-time Undergraduate Students

July 1, 2024 – June 30, 2025

## Reporting Reminders:

- The 12-month unduplicated count must be equal or greater than the corresponding prior year fall enrollment.
- Report Hispanic/Latino individuals of any race as Hispanic/Latino
- Report race for non-Hispanic/Latino individuals only
- Even though Teacher Preparation certificate programs may require a bachelor's degree for admission, they are considered subbaccalaureate undergraduate programs, and students in these programs are undergraduate students.

## Male

Students enrolled for <u>credit</u>	Degree/certificate-seeking				Non-degree/ non-certificate-seeking	Total, Full-time undergraduate students
	<u>First-time</u>	<u>Transfer-in</u>	<u>Continuing/ Returning</u>	Total degree/certificate-seeking		
<u>U.S. Nonresident</u>	30	23	84	137	4	141
<u>Hispanic/Latino</u>	229	114	496	839	9	848
<u>American Indian or Alaska Native</u>	2	1	4	7	0	7
<u>Asian</u>	239	106	778	1,123	10	1,133
<u>Black or African American</u>	140	125	424	689	37	726
<u>Native Hawaiian or Other Pacific Islander</u>	1	0	1	2	0	2
<u>White</u>	230	143	650	1,023	37	1,060
Two or more races	21	26	83	130	1	131
<u>Race and ethnicity unknown</u>	0	0	0	0	0	0
<b>Total male</b>	<b>892</b>	<b>538</b>	<b>2,520</b>	<b>3,950</b>	<b>98</b>	<b>4,048</b>
Total male prior year	796	540	2,627	3,963	89	4,052

## Female

Students enrolled for <u>credit</u>	Degree/certificate-seeking				Non-degree/ non-certificate-seeking	Total, Full-time undergraduate students
	<u>First-time</u>	<u>Transfer-in</u>	<u>Continuing/ Returning</u>	Total degree/certificate-seeking		
<u>U.S. Nonresident</u>	29	26	95	150	12	162
<u>Hispanic/Latino</u>	246	185	761	1,192	10	1,202
<u>American Indian or Alaska Native</u>	3	0	1	4	0	4
<u>Asian</u>	213	112	747	1,072	13	1,085
<u>Black or African American</u>	171	183	670	1,024	57	1,081
<u>Native Hawaiian or Other Pacific Islander</u>	1	0	1	2	0	2
<u>White</u>	206	142	794	1,142	27	1,169
Two or more races	26	25	116	167	2	169
<u>Race and ethnicity unknown</u>	0	0	0	0	0	0
<b>Total female</b>	<b>895</b>	<b>673</b>	<b>3,185</b>	<b>4,753</b>	<b>121</b>	<b>4,874</b>
Total female prior year	800	700	3,327	4,827	129	4,956

<b>Grand total (2024-25)</b>	<b>1,787</b>	<b>1,211</b>	<b>5,705</b>	<b>8,703</b>	<b>219</b>	<b>8,922</b>
Prior year data:						
Grand total (male+female) prior year	1,596	1,240	5,954	8,790	218	9,008
Total Full-time undergraduate enrollment Fall 2024 <i>NOTE: Grand total (2024-25) calculated above is expected to be greater than total Full-time undergraduate enrollment Fall 2024.</i>	1,732	855	5,509	8,096	152	8,248

Institution: CUNY Brooklyn College (190549)

User ID: P1905491

## Part A - Unduplicated Count for Part-time Undergraduate Students

12-month Unduplicated Count by Race/Ethnicity and Sex - **Part-time Undergraduate** Students

July 1, 2024 – June 30, 2025

## Reporting Reminders:

- The 12-month unduplicated count must be equal or greater than the corresponding prior year fall enrollment.
- Report Hispanic/Latino individuals of any race as Hispanic/Latino
- Report race for non-Hispanic/Latino individuals only
- Even though Teacher Preparation certificate programs may require a bachelor's degree for admission, they are considered subbaccalaureate undergraduate programs, and students in these programs are undergraduate students.

## Male

Students enrolled for <u>credit</u>	Degree/certificate-seeking				Non-degree/ non-certificate-seeking	Total, Part-time undergraduate students
	<u>First-time</u>	<u>Transfer-in</u>	<u>Continuing/ Returning</u>	Total degree/certificate-seeking		
<u>U.S. Nonresident</u>	3	5	33	41	13	54
<u>Hispanic/Latino</u>	7	48	291	346	96	442
<u>American Indian or Alaska Native</u>	0	2	2	4	0	4
<u>Asian</u>	4	26	298	328	127	455
<u>Black or African American</u>	8	51	267	326	194	520
<u>Native Hawaiian or Other Pacific Islander</u>	0	1	1	2	0	2
<u>White</u>	9	48	307	364	300	664
Two or more races	1	11	62	74	14	88
<u>Race and ethnicity unknown</u>	0	0	0	0	0	0
<b>Total male</b>	<b>32</b>	<b>192</b>	<b>1,261</b>	<b>1,485</b>	<b>744</b>	<b>2,229</b>
Total male prior year	11	174	1,172	1,357	766	2,123

## Female

Students enrolled for <u>credit</u>	Degree/certificate-seeking				Non-degree/ non-certificate-seeking	Total, Part-time undergraduate students
	<u>First-time</u>	<u>Transfer-in</u>	<u>Continuing/ Returning</u>	Total degree/certificate-seeking		
<u>U.S. Nonresident</u>	2	11	36	49	8	57
<u>Hispanic/Latino</u>	8	84	434	526	153	679
<u>American Indian or Alaska Native</u>	0	0	0	0	1	1
<u>Asian</u>	4	29	249	282	206	488
<u>Black or African American</u>	5	74	430	509	350	859
<u>Native Hawaiian or Other Pacific Islander</u>	0	0	1	1	1	2
<u>White</u>	4	52	314	370	404	774
Two or more races	0	15	50	65	13	78
<u>Race and ethnicity unknown</u>	0	0	0	0	0	0
<b>Total female</b>	<b>23</b>	<b>265</b>	<b>1,514</b>	<b>1,802</b>	<b>1,136</b>	<b>2,938</b>
Total female prior year	9	260	1,562	1,831	1,081	2,912

<b>Grand total (2024-25)</b>	<b>55</b>	<b>457</b>	<b>2,775</b>	<b>3,287</b>	<b>1,880</b>	<b>5,167</b>
Prior year data:						
Grand total (male+female) prior year	20	434	2,734	3,188	1,847	5,035
Total Part-time undergraduate enrollment Fall 2024 <i>NOTE: Grand total (2024-25) calculated above is expected to be greater than total Part-time undergraduate enrollment Fall 2024.</i>	50	290	2,107	2,447	867	3,314

Institution: CUNY Brooklyn College (190549)

User ID: P1905491

## Part A - Unduplicated Count for Undergraduate Students

12-month Unduplicated Count by Race/Ethnicity and Sex - Undergraduate Student Total

July 1, 2024 – June 30, 2025

## Male

Enrolled for credit	Total full-time undergraduate students	Total part-time undergraduate students	Grand total, all undergraduate students
<u>U.S. Nonresident</u>	141	54	195
<u>Hispanic/Latino</u>	848	442	1,290
<u>American Indian or Alaska Native</u>	7	4	11
<u>Asian</u>	1,133	455	1,588
<u>Black or African American</u>	726	520	1,246
<u>Native Hawaiian or Other Pacific Islander</u>	2	2	4
<u>White</u>	1,060	664	1,724
Two or more races	131	88	219
<u>Race and ethnicity unknown</u>	0	0	0
<b>Total male</b>	<b>4,048</b>	<b>2,229</b>	<b>6,277</b>

## Female

Enrolled for credit	Total full-time undergraduate students	Total part-time undergraduate students	Grand total, all undergraduate students
<u>U.S. Nonresident</u>	162	57	219
<u>Hispanic/Latino</u>	1,202	679	1,881
<u>American Indian or Alaska Native</u>	4	1	5
<u>Asian</u>	1,085	488	1,573
<u>Black or African American</u>	1,081	859	1,940
<u>Native Hawaiian or Other Pacific Islander</u>	2	2	4
<u>White</u>	1,169	774	1,943
Two or more races	169	78	247
<u>Race and ethnicity unknown</u>	0	0	0
<b>Total female</b>	<b>4,874</b>	<b>2,938</b>	<b>7,812</b>
<b>Grand total (male+female)</b>	<b>8,922</b>	<b>5,167</b>	<b>14,089</b>

Institution: CUNY Brooklyn College (190549)

User ID: P1905491

## Part A - Unduplicated Count for Graduate Students

12-month Unduplicated Count by Race/Ethnicity and Sex - Full-time and Part-time Graduate Students

July 1, 2024 – June 30, 2025

## Reporting Reminders:

- The 12-month unduplicated count must be equal or greater than the corresponding prior year fall enrollment.
- Report Hispanic/Latino individuals of any race as Hispanic/Latino
- Report race for non-Hispanic/Latino individuals only
- Report **all** postbaccalaureate degree and certificate students as graduate students, **including any doctor's - professional practice students (formerly first-professional)**

## Male

Students <u>enrolled for credit</u>	Graduate students		
	Total <u>full-time</u>	Total <u>part-time</u>	Total <u>graduate students</u>
<u>U.S. Nonresident</u>	37	17	54
<u>Hispanic/Latino</u>	91	139	230
<u>American Indian or Alaska Native</u>	0	1	1
<u>Asian</u>	66	70	136
<u>Black or African American</u>	93	121	214
<u>Native Hawaiian or Other Pacific Islander</u>	0	0	0
<u>White</u>	217	217	434
Two or more races	15	20	35
<u>Race and ethnicity unknown</u>	0	0	0
<b>Total male</b>	<b>519</b>	<b>585</b>	<b>1,104</b>
Total male prior year			1,016

## Female

Students <u>enrolled for credit</u>	Graduate students		
	Total <u>full-time</u>	Total <u>part-time</u>	Total <u>Graduate students</u>
<u>U.S. Nonresident</u>	85	40	125
<u>Hispanic/Latino</u>	195	448	643
<u>American Indian or Alaska Native</u>	1	2	3
<u>Asian</u>	137	200	337
<u>Black or African American</u>	201	327	528
<u>Native Hawaiian or Other Pacific Islander</u>	0	2	2
<u>White</u>	328	444	772
Two or more races	16	24	40
<u>Race and ethnicity unknown</u>	0	0	0
<b>Total female</b>	<b>963</b>	<b>1,487</b>	<b>2,450</b>
Total female prior year			2,188


<b>Grand total (2024-25)</b>	<b>1,482</b>	<b>2,072</b>	<b>3,554</b>
Prior year data:			
Grand total (male+female) prior year			3,204
<i><b>i</b> Total graduate enrollment Fall 2024</i> <i>NOTE: Grand total (2024-25) calculated above is expected to be greater than Total graduate enrollment Fall 2024.</i>	1,324	1,504	2,828

Part A - Sex Unknown

12-month Unduplicated Count by Sex Unknown

- Reporting Reminders:
- The purpose of this supplemental section is to determine whether institutions are able to report the number of students for whom sex is unknown. Note that these students must still be allocated into the 'Male' and 'Female' categories in all other sections of the survey component.

	Number of students	
	Undergraduate students	Graduate students
	Current Year	Current Year
Grand total	14,089	3,554
Sex unknown (i.e., sex information is not known or not collected)	65	28

 You may use the box below to provide additional context for the data you have reported above. Context notes will be posted on the College Navigator website. Therefore, you should write all context notes using proper grammar (e.g., complete sentences with punctuation) and common language that can be easily understood by students and parents (e.g., spell out acronyms).

Institution: CUNY Brooklyn College (190549)


User ID: P1905491

Part A – 12-month Enrollment by Distance Education Status

12-month Unduplicated Count - Distance Education Status

July 1, 2024 – June 30, 2025

	<u>Undergraduate Students</u>		<u>Graduate Students</u>
	<u>Degree/certificate-seeking</u>	Non-degree/non-certificate-seeking	
Students <i>enrolled exclusively</i> in <u>distance education courses</u>	1,285	630	959
Students <i>enrolled in at least one but not all</i> distance education courses	8,089	159	1,551
Students <i>not enrolled in any</i> distance education courses	2,616	1,310	1,044
<b>Total (Carried forward from part A)</b>	<b>11,990</b>	<b>2,099</b>	<b>3,554</b>

 You may use the box below to provide additional context for the data you have reported above. Context notes will be posted on the College Navigator website. Therefore, you should write all context notes using proper grammar (e.g., complete sentences with punctuation) and common language that can be easily understood by students and parents (e.g., spell out acronyms).



Part B - Instructional Activity

12-month Instructional Activity  
July 1, 2024 - June 30, 2025

- Instructional Activity Reporting Reminder:
- Instructional activity is used to calculate an IPEDS FTE based on the institution's reported calendar system.
  - Graduate credit hour activity should not include any doctor's – professional practice activity, the total of those students' FTE is entered separately instead.

- FTE Reporting Reminder:
- Institutions need not report their own calculations of undergraduate or graduate FTE unless IPEDS FTE calculations would be misleading for comparison purposes among all IPEDS reporting institutions.

Instructional Activity

	2024-25 total activity	Prior year data
Undergraduate level:		
<u>Credit hour activity</u>	295,981	294,088
Graduate level:		
<u>Credit hour activity</u> (Do not include doctor's-professional practice instructional activity here; the total FTE of those students should be entered separately below)	50,987	46,187


Full-Time Equivalent (FTE) of Students

Calendar system (as reported on the prior year IC survey component):	Semester		
--	----------	--	--

If the IPEDS calculated FTE estimates below are not reasonable, **AND** you have reported the correct instructional activity hours above, enter your best FTE estimate in the "Institution reported FTE" column below and save the page. This option should be used **ONLY** if the calculated estimate is not reasonable for your institution and IPEDS comparisons.

Please provide your best estimate of undergraduate and graduate FTE for the 12-month reporting period **only if the calculated FTE estimate below is not reasonable for IPEDS comparison purposes**. Please provide an explanation in the context box if the option is used due to Coronavirus Pandemic.

	Calculated FTE 2024-25	Institution reported FTE 2024-25	Prior year FTE 2023-24
Undergraduate student FTE	9,866	9,866	9,803
Graduate student FTE	2,124	2,124	1,924
<b>Total FTE students</b>	<b>11,990</b>	<b>11,990</b>	<b>11,727</b>

 Context notes will be posted on the College Navigator website. Therefore, you should write all context notes using proper grammar (e.g., complete sentences with punctuation) and common language that can be easily understood by students and parents (e.g., spell out acronyms).

Institution: CUNY Brooklyn College (190549)

User ID: P1905491

**Part C – Unduplicated Count of Dual Enrolled Students****12-month Unduplicated Count of Dual Enrolled Students**

July 1, 2024 – June 30, 2025

## Reporting Reminders:

- The number of high school students enrolled in college courses for credit was reported in Part A as part of the non-degree/non-certificate-seeking unduplicated enrollment.
  - The number of high school students enrolled in college courses for credit reported in Part C will have some duplication with the non-degree/non-certificate-seeking enrollment students reported in Part A.
  - The number of high school students enrolled in college courses for credit reported in Part C should be less than the number of non-degree/non-certificate-seeking students reported in Part A unless all these students at your institution are high school students enrolled in college courses for credit.
- Report Hispanic/Latino individuals of any race as Hispanic/Latino
- Report race for non-Hispanic/Latino individuals only

In Part A, your institution reported the following number of students in the non-degree/non-certificate-seeking unduplicated headcount.	2,099
---	-------

	High school students enrolled in college courses for credit		
	Male	Female	Total
<u>U.S. Nonresident</u>	0	0	0
<u>Hispanic/Latino</u>	62	73	135
<u>American Indian or Alaska Native</u>	0	0	0
<u>Asian</u>	85	111	196
<u>Black or African American</u>	181	291	472
<u>Native Hawaiian or Other Pacific Islander</u>	0	0	0
<u>White</u>	183	243	426
Two or more races	0	2	2
<u>Race and ethnicity unknown</u>	0	0	0
<b>Total</b>	<b>511</b>	<b>720</b>	<b>1,231</b>
Total prior year	549	750	1,299

Institution: CUNY Brooklyn College (190549)

User ID: P1905491

## Prepared by

## Prepared by

## Reporting Reminders:

- The name of the preparer is being collected so that we can follow up with the appropriate person in the event that there are questions concerning the data.
- The Keyholder will be copied on all email correspondence to other preparers.
- The time it took to prepare this component is being collected so that we can continue to improve our estimate of the reporting burden associated with IPEDS.
- Please include in your estimate the time it took for you to review instructions, query and search data sources, complete and review the component, and submit the data through the Data Collection System.
- Thank you for your assistance.

This survey component was prepared by:			
<input type="radio"/>	Keyholder	<input type="radio"/>	SFA Contact
<input type="radio"/>	Finance Contact	<input type="radio"/>	Other
Name: <input type="text"/>		<input type="radio"/> HR Contact	
Email: <input type="text"/>			

How many staff from your institution only were involved in the data collection and reporting process of this survey component?	
<input type="text"/>	Number of Staff (including yourself)

How many hours did you and others from your institution only spend on each of the steps below when responding to this survey component? <i>Exclude the hours spent collecting data for state and other reporting purposes.</i>				
Staff member	Collecting Data Needed	Revising Data to Match IPEDS Requirements	Entering Data	Revising and Locking Data
Your office	<input type="text"/> hours	<input type="text"/> hours	<input type="text"/> hours	<input type="text"/> hours
Other offices	<input type="text"/> hours	<input type="text"/> hours	<input type="text"/> hours	<input type="text"/> hours

Institution: CUNY Brooklyn College (190549)

User ID: P1905491

## Summary

### 12-Month Enrollment Component Summary

The purpose of this summary is to provide you an opportunity to view some of the data that, when accepted through the IPEDS quality control process, will appear on the [College Navigator](#) website and/or your institution's Data Feedback Report (DFR). In addition, all data reported in IPEDS survey components become publicly available through the [IPEDS Use the Data](#) and appear as aggregated statistics in various Department of Education reports. [College Navigator](#) is updated approximately three months after the data collection period closes and DFRs will be available through the [IPEDS Use the Data](#).

Please review your data for accuracy. If you have questions about the data displayed below or after reviewing the data reported on the survey screens, please contact the IPEDS Help Desk at: 1-877-225-2568 or [ipedshelp@rti.org](mailto:ipedshelp@rti.org).

12-Month Unduplicated Headcount and Full-Time Equivalent Students		
Total 12-month unduplicated headcount enrollment		17,643
	Undergraduate student unduplicated headcount enrollment	14,089
	Graduate student unduplicated headcount enrollment	3,554
Total 12-month full-time equivalent (FTE) student enrollment		11,990
	Undergraduate student FTE enrollment	9,866
	Graduate student FTE enrollment	2,124
	Doctor's-professional practice FTE enrollment	

Total 12-month Undergraduate Student Characteristics		
Percent of undergraduate students who are female		55 %
Percent of undergraduate students who are full-time		63 %
Percent of undergraduate students who are enrolled exclusively in distance education courses		14 %
Percent of undergraduate students by U.S. resident status and race/ethnicity: Note: Race/ethnicity is not collected for U.S. Nonresidents.		
U.S. Resident		97 %
	American Indian or Alaska Native	0 %
	Asian	22 %
	Black or African American	23 %
	Hispanic/Latino	23 %
	Native Hawaiian or Pacific Islander	0 %
	White	26 %
	Two or More Races	3 %
	Race and ethnicity unknown	0 %
U .S. Nonresident		3 %

Total 12-month Graduate Student Characteristics		
Percent of graduate students who are female		69 %
Percent of graduate students who are full-time		42 %
Percent of graduate students who are enrolled exclusively in distance education courses		27 %
Percent of graduate students by U.S. resident status and race/ethnicity: Note: Race/ethnicity is not collected for U.S. Nonresidents.		
U.S. Resident		95 %
	American Indian or Alaska Native	0 %
	Asian	13 %
	Black or African American	21 %
	Hispanic/Latino	25 %
	Native Hawaiian or Pacific Islander	0 %

	White	34 %
	Two or More Races	2 %
	Race and ethnicity unknown	0 %
U .S. Nonresident		5 %

Institution: CUNY Brooklyn College (190549 )

User ID: P1905491

Edit Report

## 12-month Enrollment

**There are no errors for the selected survey and institution.**